

ZOFFANY | PAINT

TRUE MATT DESIGN BOOK



ZOFFANY | PAINT

INTRODUCING ZOFFANY TRUE MATT, A WATER-BASED EMULSION THAT EFFORTLESSLY COMBINES INTENSE COLOUR WITH BEAUTY AND DURABILITY

Fabulously flat and environmentally friendly, Zoffany True Matt is a new water-based emulsion that blends irresistible looks with a wipeable, yet exceptionally chalky finish.

A minimal VOC level combined with a sheen that's typically less than 3% means Zoffany True Matt is suitable for commercial and residential spaces, offering durability in high traffic areas, such as hallways and kitchens.

Zoffany True Matt joins the Zoffany Paint portfolio alongside Elite Emulsion, Acrylic Eggshell and Eggshell.

MADE IN ENGLAND

To discover more, please visit
zoffany.sandersondesigngroup.com/paint

#zoffanypaint @zoffanyfw



TIGER'S EYE



TRUE MATT

COMPLETELY TRANSFORMATIVE
AND WITH A FABULOUSLY
CHALKY FINISH


NATURAL RICHES

Town and country influences bring their unique style to sumptuous interiors, where the jewel like riches of Tiger's Eye complement Tabac and City Grey's muted tones.

Finish this decadent and engaging scheme with co-ordinating fabrics in luxurious colourways.




TIGER'S EYE




RUSSET




MUDDY AMBER




TUSCAN PINK




PHEASANT



CITY GREY



TABAC



RAW UMBER



TUSCAN PINK




TRUE MATT

DRIES FLAT IN TWO HOURS,
LEAVING A LUXURIOUS, HIGH
PERFORMANCE LOOK.

NEW NEUTRALS

The soft, inviting warmth of our new neutrals takes a step away from the cooler greys of previous seasons.

With an enduring elegance, subtle pinks and dusky hues introduce a light and airy feel, creating a transformative and welcoming scheme that stands the test of time.




TUSCAN PINK




FADED ROSE




POWDER PUFF




CHATEAU




CARRARA



TAUPE



SUEDE



DUSK



SILVER



TRUE MATT

VISIBLE BRUSH STROKES AND
CUTTING IN ARE REDUCED FOR A
FLAWLESS LOOK.


OYSTER AND PEARL

Far from the harshness of bright whites, these warm, classic tones have been curated for their timeless versatility.


Nuanced shades layer and combine, creating a spectrum of near ethereal colour that runs from cosy to cool. Use on walls, ceilings and woodwork to create a calming, inspirational space.




SILVER



HALF HARBOUR GREY




WARM WHITE




WHITE CLAY




CHALK



ALABASTER



SHEEPSKIN



SILK



BONE BLACK




TRUE MATT

INTENSE PIGMENTS PROVIDE AN
INCREDIBLE DEPTH OF COLOUR,
ENVELOPING INTERIORS IN
ZOFFANY'S SIGNATURE STYLE.


DRAMATIC DARKS

With an unapologetic intensity and extraordinary depth of colour, this dramatic palette can be used in rooms of all sizes.


For an incredibly smart and sophisticated interior, go bold with Bone Black's immersive richness or choose the atmospheric green undertones of Serpentine.




BONE BLACK



INK



VINE BLACK



GARGOYLE







FIG GREY



CITY GREY



HUNTSMAN GREEN



SERPENTINE





CONTACT US

For more information, visit:
zoffany.sandersondesigngroup.com/paint

@zoffanyfw #zoffanypaint

SANDERSON DESIGN GROUP HEAD OFFICE

Chalfont House, Oxford Road, Denham, UB9 4DX
Tel: +44 (0) 20 3457 5862

ZOFFANY SHOWROOM

Design Centre Chelsea Harbour, First Floor, South Dome,
Lots Road, London, SW10 0XE
Tel: + 44 (0) 20 3903 3700
Email: showroom@sandersondesigngroup.com